

2018 Crime Statistics

The total Part I Uniform Crime Report (UCR) statistics for calendar year 2018 was **9% lower** than 2017, representing 147 fewer reported incidents.

"TO PROTECT AND TO SERVE"

UCR Part I Crime Comparisons

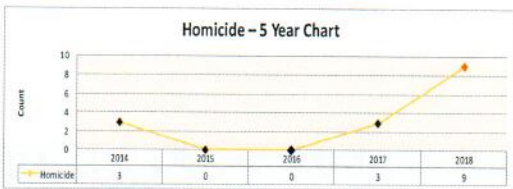
	2017	2018	Change	Five Year Averages
Homicide	3	9	200%	3
Criminal Sexual Assault	73	68	-7%	60
Robbery	45	37	-18%	42
Aggravated Battery	222	225	1%	219
Burglary	220	196	-11%	237
Theft	1,037	909	-12%	1,101
Arson	7	5	-29%	7
Motor Vehicle Theft	77	88	14%	88
Total	1,684	1,537	-9%	1,738

Review of select crime types

"TO PROTECT AND TO SERVE"

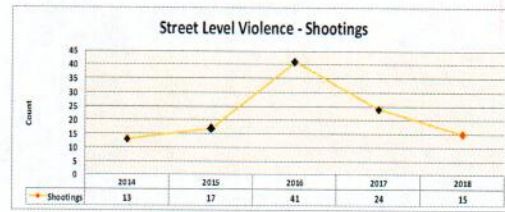
Homicides in 2018

- We recorded 9 homicides in 2018
 - Two incidents involved 5 deaths
 - All homicides were unrelated
- Overall violent crime decreased by 1% in 2018 (from 343 violent Part I crimes in 2017 to 339 in 2018)



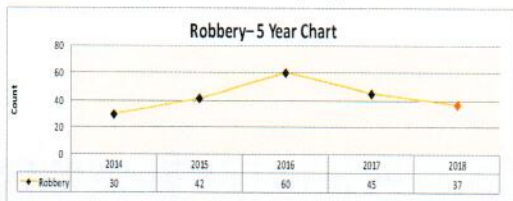
Street Level Violence - Shootings

- In 2017 we recorded 24 shootings with 7 people shot.
- Not including the homicides, we recorded 15 shootings with 5 people shot in 2018.



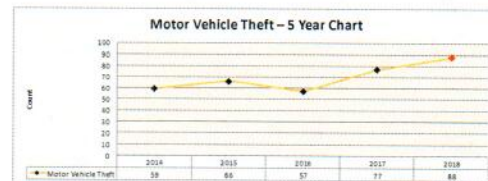
Robbery in 2018

- We recorded 37 robberies in 2018.
- December 2018 through January 2019 we responded to 9 armed robberies in Bloomington.
- In spite of the late year increase, we remained below our five year average of 42 robberies per year.



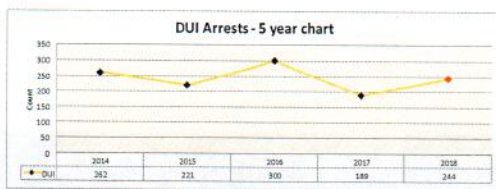
Motor Vehicle Theft in 2018

- We continue to see a slight increase in the number of vehicle thefts.
- As in previous years, the continued increase stems from juvenile offenders out looking for temporary transportation.
- Vehicles are often recovered locally within days of the crime.



DUI Arrests in 2018

- We recorded a 29% increase in DUI arrests during 2018.
- Two officers accounted for 57 of the total DUIs last year.
- DUI enforcement remains a high priority at BPD.

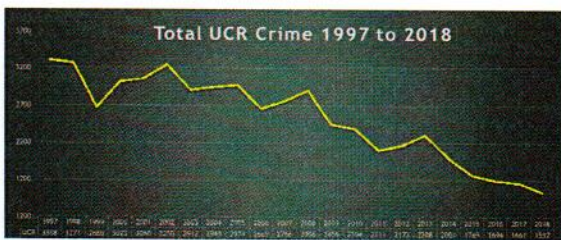


Contributors to a Continued Decrease in Crime

- Problem Oriented Policing by the patrol division.
- Use of data driven responses to high crime areas and repeat call for service locations.
- Systemic coordination on habitual adult and juvenile offenders.
- Participation in multiple task forces (Secret Service, FBI, DEA and U.S. Marshal's Service).
- Expanded deployment of our Public Safety Cameras.
- Greater citizen awareness and interaction through social media.

"TO PROTECT AND TO SERVE"

Long Term Crime Trend



"TO PROTECT AND TO SERVE"

BPD Social Media Presence

- Citizen "social space" is now primarily on social media.
- Our monthly Facebook page views are approaching 200,000 citizens/mo. with 24,646 daily followers.
- Our engagement rate exceeds 90%.
- We are expanding into Nextdoor, a private social network for neighborhoods.
- Upcoming public-private partnership to increase crime solving.
- You can't outrun social media when robberies can be solved in 14 minutes!

Nextdoor City of Bloomington - Police Bloomington Police (@city... YouTube

"TO PROTECT AND TO SERVE"

2019 Departmental Goals

- Continue community outreach efforts through pro-social contacts.
- Maintain an open dialogue with the community regarding police-citizen relations.
- Continue working towards obtaining professional accreditation.
- Continue our focus on reducing violent street level gun and gang crimes.
- Increase the use of officer level de-escalation training.
- Continue training officers on the handling of persons in mental health crises.

"TO PROTECT
AND TO SERVE"

Questions?

"TO PROTECT
AND TO SERVE"